

LUCAS COUNTY 4-H and JR. FAIR



HORSELESS HORSE SUPPLEMENT PAMPHLET For PROJECTS #173 and #173P

Name _____ Age _____
(as of January 1, current year)

Years in 4-H Horse Project(s) _____

Member of 4-H Club / FFA Chapter _____

Check One: Skill Levels: Beginner (8-12yr olds) _____ Intermediate (13-15yr olds) _____
Advanced (16-18yr olds) _____ Clover Bud (5-8yr olds) _____

!! IT IS NOT NECESSARY TO OWN or LEASE A HORSE TO PARTICIPATE !!

*For projects not presented at the fair, arrangements must be made in advance for the project to be judged by the County Extension Educator/ Agent, 4H; or their assigned representative. (*See the Fair Book for Judging date and time) - Contact Your Advisor For Further Information

LUCAS COUNTY 4-H and JUNIOR FAIR HORSELESS HORSE PROGRAM



Revised for 2020

The "Horseless Horse" program is designed to provide an opportunity to learn about horses by presenting the member with a challenge to prepare a special project. The member may choose from among many subjects, then prepare a discussion, give a demonstration and design an exhibit, based upon their research and what they have learned ! Contact your 4-H Club / FFA Chapter Advisor, or the Lucas County 4-H Office for more information 419-231-4254. Horseless Horse 4-H Project Book is **#173**. Horseless Horse Poster Project is **#173P**.

PARTICIPATION: The program is open to all Lucas County youth enrolled in a 4-H Club, FFA Chapter or any other Youth Organizations participating at the current county fair; ages 5-18 years of age. Clover Buds may participate - for interview and participation ribbon only, no award placing

will be issued in that Division.

ENROLLMENT REQUIREMENTS: Returning 4-H Members Project Sign-up - **MUST** appear on the 4-H club enrollment roster with project list due by **March 1st**, of the current year.

New 4-H Members Project Sign-up - **MUST** appear on the 4-H club enrollment roster with project list due by **April 1st**, of the current year. Any other youth organizations **MUST** sign-up on Lucas Co Fair Registrations by **May** Deadline, of the current year, for acceptance to judging and awards.

GETTING STARTED: Included in this booklet are three groups of topics of study. {These are suggestions only. . . exhibitors are encouraged to be creative about their topics and titles}. The members age and number of years enrolled in 4H or FFA equine project are meant to serve as guidelines for choosing a subject and project level. Project book reference numbers, where applicable, are listed. Visit the library or equine websites or magazines, and talk to your advisor, veterinarians, professional trainers and farriers, or other horse owners for ideas and information. Visiting with other horsemen/women are also a good source and they are eager to share information and experiences.

PROJECT SELECTION and REQUIREMENTS:

Selection

- Horseless Horse Project Book **#173** **AND** With a Poster & Report - List as Horseless Horse Project - #173 **AND #173P** for project judging clarity.
- Horseless Horse Poster and Report Project Only - List as a Horseless Horse Poster Project - #173P **AND** also list what Equine Project Book Number being taken on enrollment project list..

Requirements

- Complete all **3** sections of your three **(3)** Junior Fair and 4-H Horseless Horse Project Summary Forms, included in this booklet.
 - One** - stapled in your current **Equine Project Book**;
 - One** – return with your **MAY Junior Fair Entry Registration**
 - One** - bring to the **Project Judging**
- Read Carefully the Project Summary Form(s) and Complete **Section #1:**
 - DO NOT** own a horse, choose **Division A** and **Skill Level**, based on age.
 - DO** own or lease a horse, choose **Division B** and **Skill Level**, based on age.
 - ALL Clover Buds** choose **Clover Bud Skill Level**.
 - List your **Project Skill Level** as either: **Beginner** {8-12yrs}, **Intermediate** {13-15yrs}, **Advanced** {16-18yrs}.
 - Complete **Sections #2 and #3** make sure all signatures appear
- *Give a Presentation or Demo** to your 4H Club, FFA Chapter or Youth Organization on the topic you have chosen and about what you've learned.
- Prepare a poster and a 2-page report and present your project at the Lucas County Fair on day of judging.
ALL REPORTS must be in **Sheet Protectors** and **Confined in a Binder or Report Folder** with a **Cover** and **Title** page – **NO LOOSE PAPER REPORTS PERMITTED**. Clearly label the report with exhibitor's **Name** and **Club**. See project and judging rules and guidelines below for complete details.
- Proper Attire Required** – Collar & Sleeved Show or Polo Shirt, Jeans, Shoes or Western Boots – **No Club Name Shirts, T-Shirts, Shorts, Sandals/Flip-Flops, or Ball Caps Allowed**



Lucas Co. 4-H & Jr. Fair Horseless Horse Projects Project Check-In and Project Judging

Project Check-in: Sunday, July 11, 2021, at 2:00pm

Judging Date: Sunday, July 11, 2021, at 2:30pm

Location: Junior Fair Life Skills Building (Tan Stucco Building)

Judge: TBA

Project Display: Sunday, July 11, 2021 – In Booth After Judging

Project Dismissal: Sunday, July 18, 2021 at 7:00pm

(*All project materials MUST be picked up) - *Project Coordinator Not

Responsible for Posters & Reports Not Picked Up) - Project Coordinator: Aimee Mottmiller – 419-699-6022

This Junior Fair Adventure program is designed for youth, ages 5-18, who own a horse or do not have a horse. The project provides exhibitors a chance to learn more in the field of horse projects. It will present a challenge for the member to prepare his or her own project for demonstration, discussion, or exhibit. Youth are not required to be enrolled in a Lucas County 4-H Saddle Horse Club. This project is open to all Lucas County youth enrolled in a 4-H Club, FFA Chapter or other Youth Organizations. Youth already enrolled in a 4-H / FFA Saddle Horse Project will find this adventure project a good supplement to their horse project. Contact a 4-H / FFA Club Advisor, or the Lucas County 4-H Office for more information, 419-231-4254. Project Sign-up Requirements for all **RETURNING** members must appear on the club roster and project enrollment due **March 1**, of the current year; or for **NEW** members **April 1**, of the current year.

Project Enrollment

Use Project **#173** if you are taking the equine 4-H project book **#173** and add **#173P** if doing a poster project with it. Use **#173P** if you are only doing a poster project (without using equine project book **#173**); add the current Equine Project Book #.

Horseless Horse Projects Rules and Guidelines

Proper Attire Required – Collar & Sleeved Show or Polo Shirt, Jeans, Shoes or Western Boots – **NO CLUB NAME SHIRTS, T-SHIRTS, SHORTS, SANDALS/FLIP-FLOPS, OR BALL CAPS ALLOWED**

Project – The Youth Member must make each poster and written report.

Entries – All project entries **MUST** appear on the **March 1** or **April 1**, of the current year; **4-H Club Roster and Enrollments**.

Final Entry **MUST** be made on the **Lucas Co Fair Registration Entry Forms** by the Deadline Date, of the current year to be eligible for judging and top awards.

Poster Size – **TRI-FOLD POSTER BOARD** (40" x 28" min) or 48" x 36" max); or **FLAT POSTER** (28" x 22")

Label - Each poster must be clearly labeled on the **BACK** lower right hand corner, in a space no larger than 3" x 5" with the exhibitor's name, club, project title, project level and age division, (as of January 1, of the current year).

Judging Divisions – Skill Levels - 3 Brackets for Divisions A & B - Clover Buds 1 Bracket

- **Division(A) Without A Horse** – Beginner {8-12yrs}, Intermediate {13-15yrs}, Advanced {16-18yrs} not taking an equine project
- **Division (B) With A Horse** - Beginner {8-12yrs}, Intermediate {13-15yrs}, Advanced {16-18yrs} taking an equine project
- **Clover Bud Division – Without A Horse** - ages 5-8 / not in 3rd grade, interview and participation ribbons only

Report Guidelines

- A Typewritten & Double Spaced one (1) to two (2) page, 200 min. – 500 max. word report about the project and what you have learned must accompany each project.
- **ALL** Reports **MUST** be in **Sheet Protectors** and a **Report Folder or Binder** with **Cover** and **Title** page.
- **NO LOOSE** Papers/Reports **Permitted**
- **Clearly Label** the report with exhibitor's **Name**, **Age** and **Club**.

Judging Guidelines

- A Summary and Judging Score Sheet is to be included with the Project at Judging {in this booklet}
- Youth must be present for judging and interviewed by the judge.
- Youth not present for judging will be judged for grade only.
- Any models, display items, props, etc., are for exhibit demonstration purposes only.
- Judge's Decision is Final

Bring Equine Project Book, Horseless Horse Pamphlet, Written Reports and Posters to Judging

**Lucas Co 4-H and Jr. Fair Horseless Horse Poster Projects Judging
For Horseless Horse Poster Projects #173 & 173P ONLY**

Proper Attire Required For Judging and Interview
Sleeved Show Shirt or Sleeved Polo Shirt, Jeans, Capris, Shoes or Boots
No Club Shirts, T-Shirts, Shorts, Sandal/Flip-Flops, Or Ball Caps Allowed

PROJECT SKILL LEVEL 1 – Clover Buds and Beginner
Suggestions – Clover Bud and Beginner Skill Levels - (Ages Clover Buds 5-8 and Youth 8-12)
Fair Premiums – A = \$10.00; B = \$8.00; C = \$6.00

PROJECT SKILL LEVEL 1 – Clover Buds and Beginner
Suggestions – Clover Bud and Beginner Skill Levels - (Ages Clover Buds 5-8 and Youth 8-12)
Fair Premiums – A = \$10.00; B = \$8.00; C = \$6.00

PROJECT SKILL LEVEL 1 – Clover Buds and Beginner
Suggestions – Clover Bud and Beginner Skill Levels - (Ages Clover Buds 5-8 and Youth 8-12)
Fair Premiums – A = \$10.00; B = \$8.00; C = \$6.00

Black Dark Bay Light Bay Liver Chestnut

Chestnut Dun Strawberry Roan Palomino

Faisbad Skunkhald Odd-Colored Blue Roan

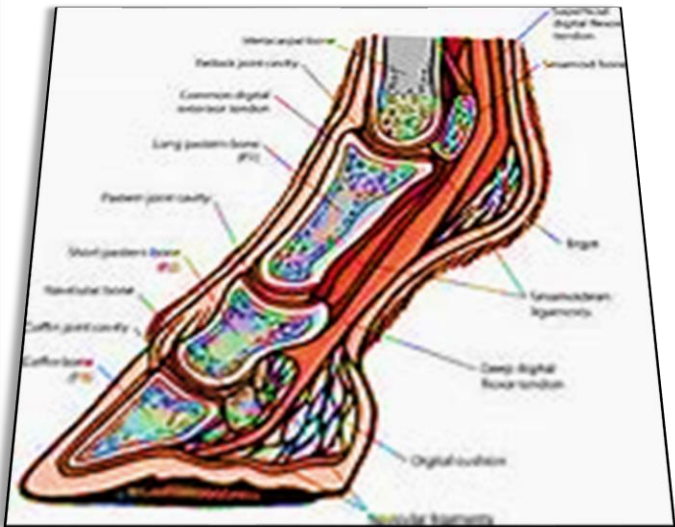
Dapple Grey Fleabitten Grey Grey Albino

Black Dark Bay Light Bay Liver Chestnut

Chestnut Dun Strawberry Roan Palomino

Faisbad Skunkhald Odd-Colored Blue Roan

Dapple Grey Fleabitten Grey Grey Albino



PROJECT SKILL LEVEL 2 - Intermediate

Suggestions - Intermediate Skill Level --- (Youth Ages 13-15)

Fair Premiums – A = \$10.00; B = \$8.00; C = \$6.00

Teeth: How to tell a Horse's Age (#173 & #174)
 The Eye: Structure, Function, Disease (#244)
 Hoof: Structure, Function, Disease (#173 & #244)
 Common Diseases of the Horse: Treatment and Prevention (#173 & #174)
 Skeletal System: Form and Function (#175)
 Psychology of the Horse (#177)
 Parasites (#173, #174 & #244)
 Nutrition (#762)
 Colic: Causes, Symptoms, Treatment and Prevention (#173 & #174)
 Preventative Medicine (#173, #174, #177 & #188)
 Emergency First Aid (#173)
 Grooming, Clipping, Braiding (#177)
 Skin Disease and Problems (#174, #244 & #245)
 Current Fashion in the Show Ring
 Leg Wrappings: Types, Uses and Techniques (#188)
 Shoes: Types and Uses (#188)
 Problem Behavior in Horses: Causes and Correction



Use the topic list as a suggestion only – Try to develop a project that you are interested in learning more about.

PROJECT SKILL LEVEL 3 - Advanced

Suggestions - Advanced Skill Level --- (Youth Ages 16-18)

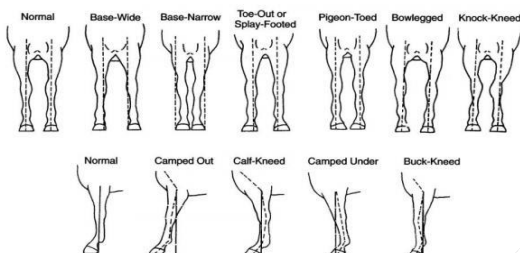
Fair Premiums – A = \$10.00; B = \$8.00; C = \$6.00

Ideal Conformation vs. Common Defects (#174 & #177)
 Common Faults - How They Effect Function (#174 & #177)
 The Structure and Function of the Digestive Tract (#173 & #762)
 Foaling: Preparation, Normal, Complications (#185)
 Diseases of the Horse: Young Horses, Prevention, Treatment
 Herd Health Management
 Lameness: Diagnosis, Causes Treatment (#177 & #188)
 Stabling: Requirements and Alternatives
 Jumping: Course Design, Eventing (#180)
 Hunter vs. Jumper (#180)
 Trailers and Trailering (#177)
 Training Methods (#177 & #188)
 Nutrition: Nutrients, Sources, Deficiencies (#173, #174, #177, #185 #244 & #762)
 Breeding: Management, Methods, Problems, Economics (#174, #175, #177 & #185)

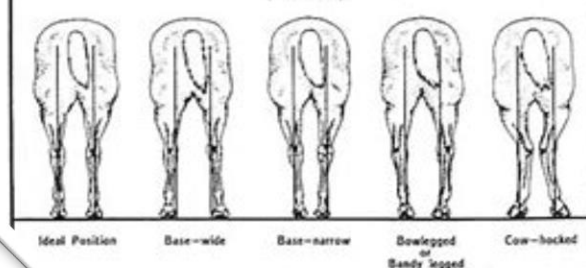


Use the topic list as a suggestion only – Try to develop a project that you are interested in learning more about.

Conformation Faults of Forelegs



HINDLEG CONFORMATION (rear view)



CURRENT 4-H HORSE PROJECT BOOKS

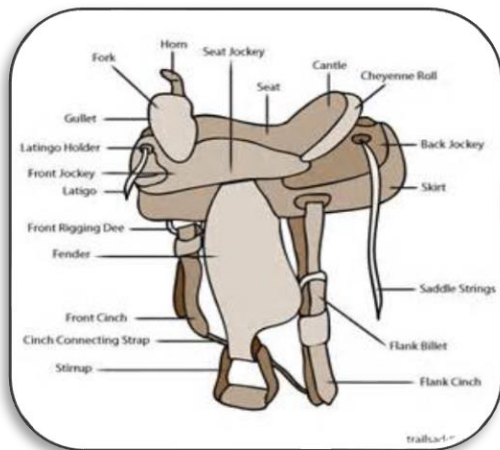
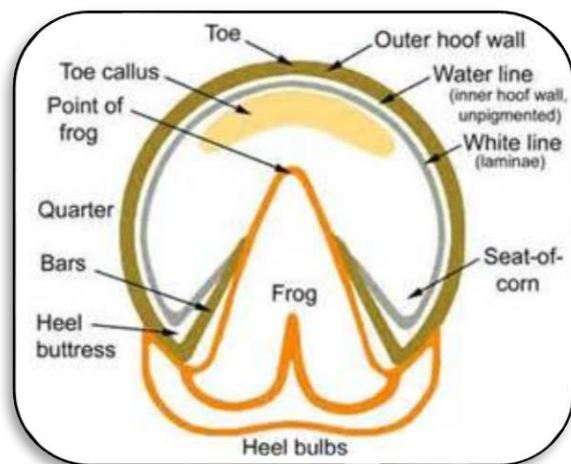
Updated from Current 4-H Family Guide

Fair Premiums – A = \$10.00; B = \$8.00; C = \$6.00

TITLE

EDITION

- #173 – Horseless Horse – 2016
- #173P - Horseless Horse Poster Project (Lucas County Fair Project Only)
- #174 – Beginning Horse Management – 2016
- #175 – Light Horse Selection – 1997
- #177 – Horse Training – 2003
- #179 - Uniform Rules for 4-H Horse Shows- 2021
- #180 – Learn to Jump – 2014
- #181 – Draft Horse – 2013
- #182 – Mini & Small Equine – 2019 *(must have completed #174 and #191R)*
- #184 – Standardbred Horses – 2000
- #185 – Equine Reproduction & Genetics – 2005
- #188 – Trail Riding – 2013
- #189 – Dressage – 2011
- #190R – Equine Record Book - 2016
- #191R - Horses Safety & You – 2003
- #244 – From Airedales To Zebras – Level 1 Veterinary Science - 2004
- #245 - All Systems Go – Level 2 Veterinary Science – 2004
- #246 - On the Cutting Edge – Level 3 Veterinary Science – 2004
- #762 – Horse Nutrition – 2000
- #365:00 – LC Gymkhana Book
- #365.00 – LC Driving Book
- #584 thru #586 – w/Horse Photography



Check out current 4-H Family Guide for a complete list of all Ohio 4-H Projects with a Brief Project Summary on website ohio.osu.edu - Ohio 4H Youth Development – “Families” Tab

**Members Project Guide Lucas County 4-H and Jr Fair Horseless Horse
Project Summary ~ #173 & #173P
PRINT - Use Black Ink Only**

Name: _____ Age: _____
(as of January 1, current year)
Club: _____ Years in Equine _____

Complete This Form Take part in at least two of the sample Learning Experiences listed here. Plan your involvement in the chart *Report of Learning Experiences* provided here. Before starting you project, enter your two choices in the section labeled *Plan To Take Part In*. Then, once you have taken part in the activity, record what you did and when. *Learning Experiences* may be added or changed at any time. Must Complete at least 2.

Learning Experiences
*Sample Learning Experiences -  Completed Ones

***I Gave a Club Demo or Presentation** _____ **Yes - Date** _____ **No Demo/Pres**

Study Group	Project Meetings	Judging Team	Speech
Illustrated Talk	Horse Show Exhibit	Horse Farm Tour	County Fair Judging
Camp	Field Trip	Radio/TV Presentation	Clinic
State Horse Contest Participation Contest Name _____ Date _____	Add an Idea	Add an Idea	Add an Idea

*You may also add your own ideas {use other side of paper sheet}

Report of Learning Experiences - List

Plan to Take Part In	What You Did	Date Completed	Parent/Advisor Initials

*Plan Your Own Learning Experience *You may also add your own ideas {use other side of the paper if needed}

Bring Completed Form to Project Judging - pages 7-10

**Members Project Guide ~ Lucas Co. 4-H and Jr. Fair Horseless Horse
Project Summary ~ #173 & #173P
PRINT - Use Black Ink Only**

Name: _____ Age: _____
(as of January 1, current year)

Club: _____ Years in Equine _____

Complete This Form. Plan to do at least two. Check the activities you wish to do or plan your own in the space provided. Keep track of your progress by dating (month and year) what you complete. Leadership/Citizenship Activities may be added or changed at any time. Must Complete at least 2.

Leadership/Citizenship Activities ✓ Ones Completed

Date Completed	Parent/Advisor Initials	Plan To Do	*Leadership/Citizenship Activities
			Encourage Someone to Join 4-H or 4-H Horse Club
			Encourage Someone to Take a Horseless Horse Project
			Help Someone Decide on a Horseless Horse Project Topic
			Help Someone with Their Horseless Horse Project Assembly
			Give A Club Demo Or Presentation About Something You've Learned About Horses
			Design and Submit a Poster for State 4-H Horse Poster Contest
			Serve as a Club Officer in Your Club
			Lead the 4-H Pledge or Pledge of Allegiance at a Club Meeting
			Have Someone Visit Your Club and Speak About Horses
			Arrange For Your Club to go on a Tour or Fieldtrip
			Help Someone Prepare for a Project Judging
			Help Someone Prepare for Equine Skillathon
			Help Someone Prepare For Equine Project Book Testing
			Design and Write a Monthly Newsletter About Your 4-H Club Activities and Events Submit to have Posted on the SHAC Website for All to Read
			Get Sponsors for a 4-H Club Horse Show or County Fair Horse Show
			Help at a 4-H Club or County Fair Horse Show
			Help with a Practice for Horse Bowl, Horse Judging, Hippology or Groom & Clean Team
			Participate on County or State Horse Bowl, Horse Judging, Hippology or Groom & Clean Team
			Organize or Help at Horse Information Clinic/Workshop for your Club or County Activity
			Help Design/Make and Submit a Show Bill for a Club 4-H Horse Show
			Help Design/Make and Submit Class Patterns for County Fair Horse Shows
			Design and Submit a SHAC T-Shirt Idea to be Voted On
			Teach Younger Members Riding Skills At A Club Workout
			Teach Someone How to Mount a Horse

*Plan Your Own Activity *You may also add your own ideas {use other side of the paper if needed}

Project Completion:

Once you have completed what you planned, write your report.

Report Guidelines

All Reports must be a Binder or Report Folder with Cover and Title page and in Sheet Protectors.

A one (1) to two (2) page, 200 – 500 word report on the project must accompany each project.

Typewritten & Double Spaced - 200 words min. / 500 words max.

Clearly label the report with exhibitor's Name and Club.

Completed Form - Bring to Project Judging - pages 7-10

**Members Project Guide ~ Lucas Co. 4-H and Jr. Fair Horseless Horse
Project Summary ~ #173 & #173P
Complete This Form - PRINT - Use Black Ink Only**

Section 1:

Exhibitor Name _____ Age _____ Club _____

Project Title _____ Years Taking 4-H Equine Project(s) _____

Project Topic _____ Current Project Book # _____

Divisions: (A) _____ Without a Horse (B) _____ With a Horse Clover Bud _____ No Horse

Based on your age as of January 1, current year.

Skill Level: Beginner _____ Intermediate _____ Advanced _____ Clover Bud _____
 {8-12yrs} {13-15yrs} {16-18yrs} {5-8yrs}

Will you be exhibiting your project at the Lucas County Fair? Yes _____ No _____

*If no, please give the date, place and to whom you presented your project demonstration: Date: _____

Place _____ To Whom _____

Section 2:

POSTER PROJECT TOPIC: _____

Current Project
Book# _____

BRIEF SUMMARY OF PROJECT

Section 3:

☐

This project is a result of my own efforts. _____ *Initials Here*

4H MEMBER'S SIGNATURE

PARENT/ GUARDIAN SIGNATURE

CLUB ADVISOR SIGNATURE _____ **DATE** _____

Project Skill Levels: Based on Youth's Age

- 1) Beginner – 8-12yr olds - in equine project – Division A or B
- 2) Intermediate – 13-15yr olds - in equine project - Division A or B
- 3) Advanced – 16-18yr olds - in equine project – Division A or B
- 4) Clover Bud (5-8yrs olds not in 3rd grade) – All Clover Buds – No Horse

For All Horseless Horse Project Exhibitors

Complete The Following

Staple Form Copy of This Inside of Your Current 4-H Equine Project Book – page 13

Completed Form Copy Accompanies MAY County Fair Enrollment Papers – page 12

Bring Completed Forms and Your Horseless Horse Project Pamphlet to Project Judging – pages 7-10

Completed Form Bring to "Project Judging" - pages 7-10

Lucas Co. 4-H and Jr. Fair Horseless Horse Project Judging Sheet
#173 & #173P ~ PRINT - Use Black Ink Only
Complete Section 1 - Bring to "Project Judging" - pages 7-10

Section 1:

Exhibitor Name _____ Age _____ Club _____

Project Title _____ Years Taking 4-H Equine Project(s) _____

Project Topic _____ Current Project Book # _____

Division (A) _____ Without a Horse Division (B) _____ With a Horse Clover Bud _____ No Horse

Based on your age as of January 1, current year.

Skill Level Beginner _____ Intermediate _____ Advanced _____ *Clover Bud* _____
 {8-12yrs} {13-15yrs} {16-18yrs} {5-8yrs}

Section 2:

JUDGING CRITERIA	MAX POINTS	ACTUAL POINTS	COMMENTS	BONUS PTS +1 to +10pts
EDUCATIONAL CONTENT	50pts			
a. Project shows some knowledgeable phase of 4-H work related to horse projects	10			
b. Oral Presentation / Judge's Interview	10			
c. Topic is applicable and timely	5			
d. Written Report is accurate and complete	20			
e. Display	5			
NEATNESS / APPEARANCE	30pts			
a. Poster illustrations and/or artwork present the message in a pleasing manner	10			
b. Poster is Colorful and Neat	10			
c. Poster is Well-Balanced	10			
ORIGINALITY	20pts			
a. Poster captures attention and holds interest	5			
b. Poster shows creativity in presenting pertinent facts and information	10			
c. Topic being presented arouses interest and curiosity	5			
FINAL SCORE	100pts			

Judge's Comments:

July 11, 2021

Lucas Co. 4-H and Jr. Fair Horseless Horse Project Judging Sheet

Section 1:

Exhibitor Name <u>Johnny Dee</u>	Age <u>10</u>	Club <u>Rocking Saddles 4-H Club</u>
Project Title <u>"How I Groom My Pony"</u>	Years Taking 4-H Equine Project(s) <u>2</u>	
Project Topic <u>Grooming Tools & Techniques</u>	Current Project Book # <u>174-1</u>	
Divisions: (A) <u>Without a Horse</u> Division (B) <input checked="" type="checkbox"/> <u>With a Horse</u> Clover Bud <u> </u> No Horse		
Based on your age as of January 1, current year.		
Skill Level: Beginner <input checked="" type="checkbox"/> <u>Intermediate</u>	Advanced <u> </u>	Clover Bud <u> </u>
{8-12yrs}	{13-15yrs}	{16-18yrs} {5-8 year olds}

Section 2:

JUDGING CRITERA	MAX POINTS	ACTUAL POINTS	COMMENTS	BONUS PTS +1 to +10pts
EDUCATIONAL CONTENT	50pts		SAMPLE ONLY	
a. Project shows some knowledgeable phase of 4-H work related to horse projects	10			
b. Oral Presentation / Judge's Interview	10			
c. Topic is applicable and timely	5			
d. Written Report is accurate and complete	20			
e. Display	5			
NEATNESS / APPEARANCE	30pts			
a. Poster illustrations and/or artwork present the message in a pleasing manner	10			
b. Poster is Colorful and Neat	10			
c. Poster is Well-Balanced	10			
ORIGINALITY	20pts			
a. Poster captures attention and holds interest	5			
b. Poster shows creativity in presenting pertinent facts and information	10			
c. Topic being presented arouses interest and curiosity	5			
FINAL SCORE	100pts			

Judge's Comments:

July 11, 2021

Complete the Top Section Only - Bring (Page 9) Judging Sheet, - From The 4-H Horseless Horse Project Pamphlet Supplement To Check-In With Your Project

Lucas Co. 4-H and Jr. Fair Horseless Horse Project Summary
Complete This Form - PRINT - USE BLACK INK ONLY
Return Completed Form with MAY "Fair Registration" Paperwork

Section 1:

Exhibitor Name _____ Age _____ Club _____

Project Title _____ Years Taking 4-H Equine Project(s) _____

Project Topic _____ Current Project Book # _____

Divisions: (A) _____ Without a Horse (B) _____ With a Horse Clover Bud _____ No Horse

Based on your age as of January 1, current year.

Skill Level: Beginner _____ Intermediate _____ Advanced _____ Clover Bud _____
{8-12yrs} {13-15yrs} {16-18yrs} {5-8yrs}

Will you be exhibiting your project at the Lucas County Fair? Yes _____ No _____

*If no, please give the date, place and to whom you presented your project demonstration: Date: _____

Place _____ To Whom _____

Section 2:

POSTER PROJECT TOPIC: _____

Current Project
Book# _____

BRIEF SUMMARY OF PROJECT

Section 3:



This project is a result of my own efforts. _____ Initials Here

4H MEMBER'S SIGNATURE

PARENT/ GUARDIAN SIGNATURE

CLUB ADVISOR SIGNATURE

DATE

Project Skill Levels: Based on Youth's Age

- 1) Beginner – 8-12yr olds - in equine project – Division A or B
- 2) Intermediate – 13-15yr olds - in equine project - Division A or B
- 3) Advanced – 16-18yr olds - in equine project – Division A or B
- 4) Clover Bud (5-8yrs olds not in 3rd grade) – All Clover Buds – No Horse

For All Horseless Horse Project Exhibitors ~ Complete The Following
Staple Form Copy of This Inside of Your Current 4-H Equine Project Book – page 13
Completed Form Copy Accompanies MAY County Fair Enrollment Papers – page 12
Bring Completed Forms and Your Horseless Horse Project Pamphlet to Project Judging – pages 7-10

Return Completed Form with MAY "Fair Registration" Paperwork

Lucas Co. 4-H and Jr. Fair Horseless Horse Project Summary
Complete This Form - PRINT - Use Black Ink Only
Staple Completed Form Inside Your "4-H Equine Project Book"

Section 1:

Exhibitor Name _____ Age _____ Club _____

Project Title _____ Years Taking 4-H Equine Project(s) _____

Project Topic _____ Current Project Book # _____

Divisions: (A) _____ Without a Horse (B) _____ With a Horse Clover Bud _____ No Horse

Based on your age as of January 1, current year.

Skill Level: Beginner _____ Intermediate _____ Advanced _____ Clover Bud _____
 {8-12yrs} {13-15yrs} {16-18yrs} {5-8yrs}

Will you be exhibiting your project at the Lucas County Fair? Yes _____ No _____

*If no, please give the date, place and to whom you presented your project demonstration: Date: _____

Place _____ To Whom _____

Section 2:

POSTER PROJECT TOPIC: _____

Current Project
Book# _____

BRIEF SUMMARY OF PROJECT

Section 3:

☐


This project is a result of my own efforts. _____ *Initials Here*

4H MEMBER'S SIGNATURE

PARENT/ GUARDIAN SIGNATURE

CLUB ADVISOR SIGNATURE _____ DATE _____

Project Skill Levels: Based on Youth's Age

- 1) Beginner – 8-12yr olds - in equine project – Division A or B
- 2) Intermediate – 13-15yr olds - in equine project - Division A or B
- 3) Advanced – 16-18yr olds - in equine project – Division A or B
- 4) Clover Bud (5-8yrs olds not in 3rd grade) – All Clover Buds – No Horse

For All Horseless Horse Project Exhibitors ~ Complete The Following
Staple Form Copy of This Inside Current 4-H Equine Project Book – page 13
Completed Form Copy Accompanies MAY County Fair Enrollment Papers – page 12
Bring Completed Forms and Your Horseless Horse Project Pamphlet to Project Judging – pages 7-10

Staple Completed Form Inside "4-H Equine Project Book"